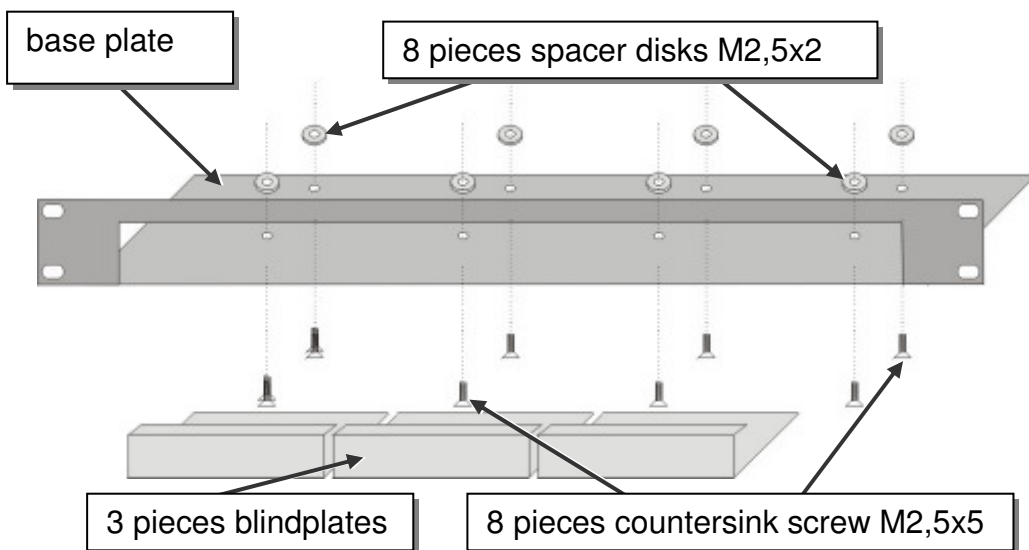


Mounting Instruction

Rackmount-Kit 455-4G

Using the Rackmount-Kit 455-4G, up to 4 devices of the device size 103x143x29mm can be mounted into a 19"-Server Rack. The Rackmount Kit requires 1U Rackspace. Blindplates (in the list of parts delivered) allow to cover unused device positions.

Rackmount-Kit 455-4G – List of parts delivered:



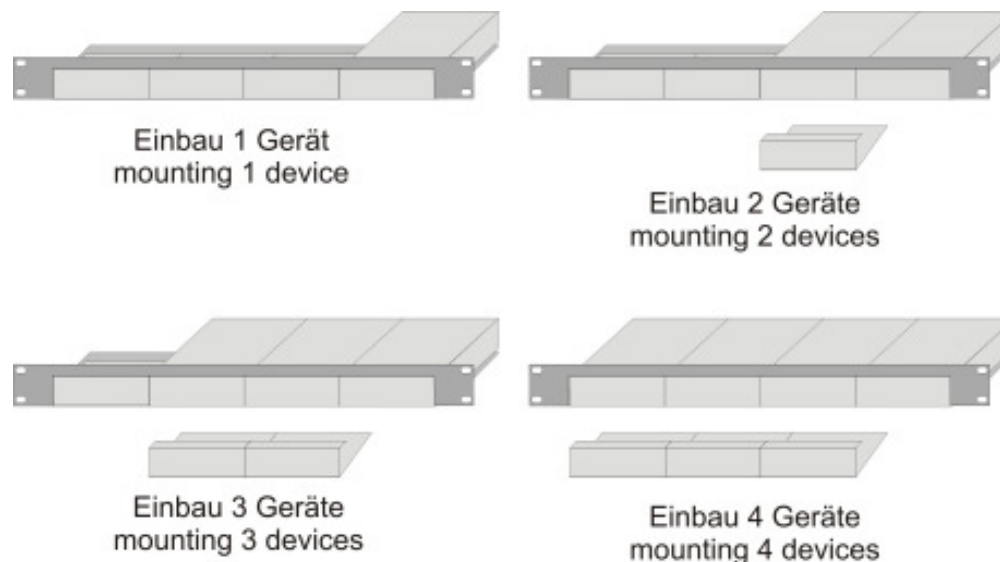
Mounting instruction:

1. Align the holes on the base plate with the vacant screw holes on the base of the device.
2. Fasten the base of the unit to the plate of the mounting kit

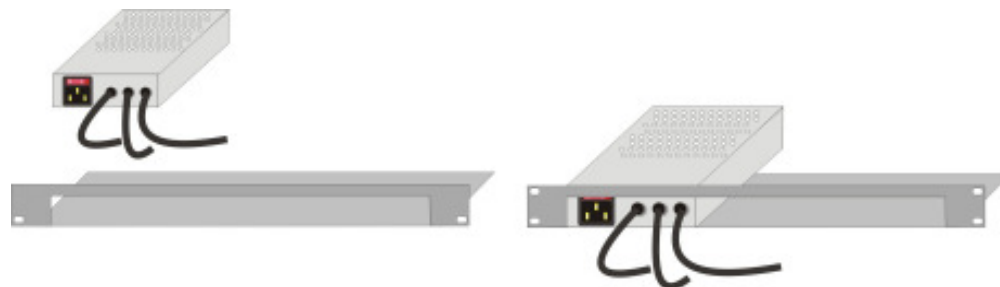
 **Only use the supplied, short screws, to prevent damages on the PCB's**

3. Close the remaining gaps with blanking plates.

The Rackmount-Kit 455-4G allows, to mount a different count of devices (1...4 pieces):



In the mostleft position you can mount a rack mountable p.s.u. type 455-PS instead of a regular device. This p.s.u. is capable to power up to three devices.



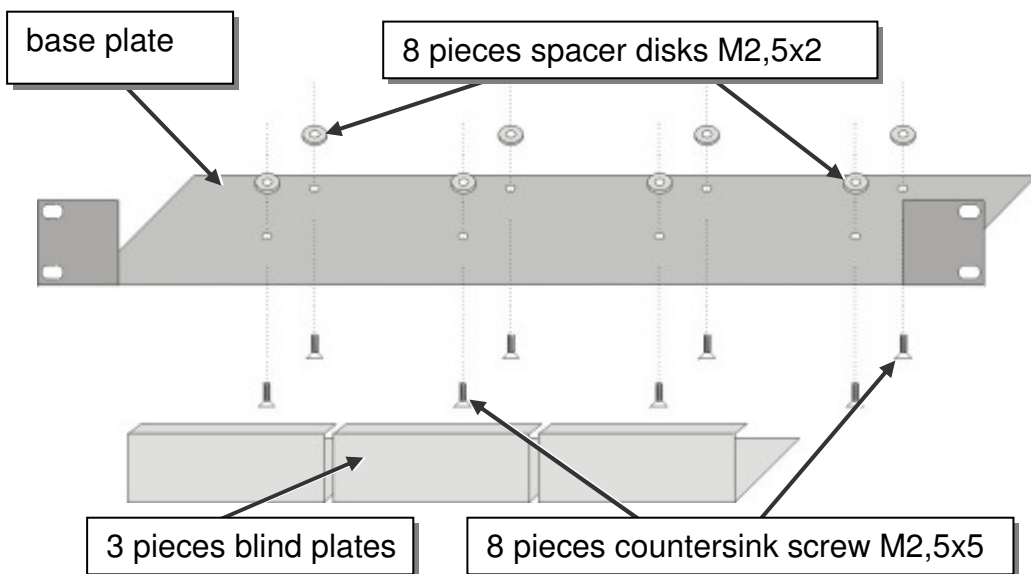
Please note:

- Use the back moved mounting holes to fix the p.s.u.
- After mounting the p.s.u., the circuit break switch is not longer easily accessible – it is covered by the cover strip.

Mounting Instruction Rackmount-Kit 455-8G

Using the Rackmount-Kit 455-8G, up to 4 devices of the device size 103x143x42mm can be mounted into a 19"-Server Rack. The Rackmount Kit requires 1U Rackspace. Blindplates (in the list of parts delivered) allow to cover unused device positions.

Rackmount-Kit 455-8G – List of parts delivered:



Mounting instruction:

1. Align the holes on the base plate with the vacant screw holes on the base of the device.
2. Fasten the base of the unit to the plate of the mounting kit

 **Only use the supplied, short screws, to prevent damages on the PCB's**

3. Close the remaining gaps with blanking plates.

The Rackmount-Kit 455-8G allows, to mount a different count of devices (1...4 pieces):



Einbau 1 Gerät
mounting 1 device



Einbau 2 Geräte
mounting 2 devices



Einbau 3 Geräte
mounting 3 devices



Einbau 4 Geräte
mounting 4 devices

In the most left position you can mount a rack mountable p.s.u. type 455-PS instead of a regular device. This p.s.u. is capable to power up to three devices.

